

Allowed Dress, Saddlery and Equipment for DRESSAGE

When in doubt, ask the Technical Delegate!

PROTECTIVE HEADGEAR

From the time horses are officially admitted to the competition grounds by competition management, anyone mounted on a horse at any time on the competition grounds, including non-competing riders, riders on non-competing horses, and those competing in all classes and tests, including Para-Equestrian tests, must wear protective headgear as defined by this rule and otherwise in compliance with GR801. Any rider violating this rule at any time must immediately be prohibited from further riding until such headgear is properly in place. Protective headgear is defined as a riding helmet which meets or exceeds ASTM (American Society for Testing and Materials)/SEI (Safety Equipment Institute) standards for equestrian use and carries the SEI tag. The harness must be secured and properly fitted. The name and/or logo of an individual's sponsor may be on protective headgear if permitted in accordance with GR1306 and DR121.1.

Rider Dress

- ❖ All Tests and Classes through 4th level (includes, Intro, Rider tests, Equitation, etc.)
 - ◆ Short, conservative-color coat with tie or cutaway coat with short tails, choker, stock tie or integrated stand-up collar, white or light-colored breeches or jodhpurs, boots or jodhpur boots. Gloves of conservative color are recommended.
 - ◆ Riders through First level may wear half-chaps, gaiters or leggings in solid black or brown, without fringe, matching the color of their boots, and made of smooth leather or leather-like material.
- ❖ FEI Junior, FEI 4, 5, 6-yr-old tests, and the USEF test for 4-yr-olds
 - ◆ Short riding coat of conservative color, with stock or tie, breeches. A dark tailcoat is also permitted for the FEI Junior tests. Spurs optional.
- ❖ FEI Pony Rider and FEI Tests for Children
 - ◆ Dark coat or Club uniform coat, breeches or jodhpurs, white shirt with tie or hunting stock, gloves, boots. Spurs optional.
- ❖ All tests above 4th level
 - ◆ Dark tailcoat, dark jacket, white or light colored breeches, stock or tie or integrated stand-up collar, gloves, and black riding boots. Spurs mandatory. GPF only: Any single color tailcoat is allowed with discreet collar of different hue or piping or crystal decorations.
- ❖ At all test levels, riders may wear jackets in other colors within the international HSV color scale with contrast coloring and piping. Headgear, stocks, ties, gloves and boots may be same color as coat.
- ❖ Armed Service or Police uniforms are permitted at any level.
- ❖ Riders all levels, classes and tests in Level 1 Competitions, and riders in Opportunity classes in Level 2 and Level 3 Competitions, may wear breeches and shirts of any permitted color. Jackets or vests of any type are allowed but not required. Neckwear may be worn only if the rider chooses to compete in a jacket.
- ❖ USDF Pas de Deux and Quadrille classes are exempt from the dress code except that boots are required and must follow USDF dress rules for these classes.
- ❖ In hot/humid weather, management may excuse jackets before or during competition. Rider must wear protective headgear and shirt with sleeves and collar, without neckwear or decoration (ex. permitted logos). T-shirts are not permitted. Members of the Armed Services or police units may wear summer uniforms.
- ❖ If coats are waived, a solid-colored cooling or lightweight vest may be worn over a permitted riding shirt.
- ❖ Rain: Riders can wear hat cover and transparent or conservative color rain coat.

Saddlery and Equipment. All restrictions apply to “designated” competition grounds, including arenas, warm-up and all other training areas. Exceptions noted below.

English type w/laps and stirrups required ex. for FEI tests. Dressage saddle required for FEI tests. Treeless saddles allowed but no horn, swell, gallerie, or open gullet. Australian, Baroque, Endurance, McClellan, Spanish, Stock, Western saddles or modified versions not permitted. Saddle pads optional, but must be white or conservative color. English or safety stirrups w/o attachments and w/closed branches required. Safety stirrups must have closed branches of metal or other breakaway material. Logos/ monograms or names on saddle pads allowed but limited to breed, national flags, USEF or USDF, stable names, competition award pads. Professionals of any age are allowed official sponsor name/logo. AAs allowed logo of their business. Max size: 200 cm²

Forbidden equipment in competition arena

- ❖ Martingales, bit guards, gadgets (i.e. bearing, side, running, balancing reins, neck straps, tongue tied down, nasal strips);
- ❖ Any kind of boots or bandages, equine body tape or bands (equi-taping, Kinesio tape);
- ❖ Any form of blinkers, ear muffs, plugs, nose covers, seat covers, hoods;
- ❖ Rein additions or attachments; reins made of rope or rope-like material.
- ❖ Decorations with unnatural items such as ribbons or flowers in mane or tail.
- ❖ False tails are permitted if they have no metal parts.
- ❖ Earphones or electronic communication devices

Items allowed in warm-up or training areas only

- ❖ Running martingale (ex. High Performance)
- ❖ Boots or bandages

Allowed in warm-up and in all rings/classes (including indoor, covered and outside rings)

- ❖ Fly hoods/ear covers that are discreet in color and design. Should not cover horse's eyes and may have permitted logos.

LEGAL BITS

A. PERMITTED SNAFFLES

Bits pictured and described below are required for all tests and classes at Second Level and below and optional in Third and Fourth Level Tests.



1



2a



2b



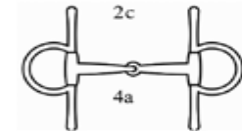
2c



3



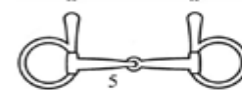
4b



4a



6



5



7



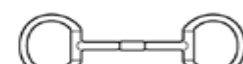
8



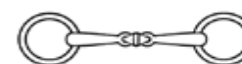
9



10




11



12

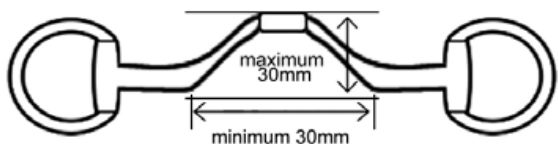


10

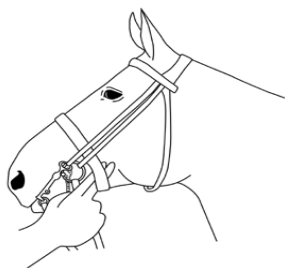


12

1. Ordinary snaffle with single-jointed mouthpiece.
2. (a, b, c) Double-jointed snaffles.
3. Racing snaffle (D-ring).
4. Snaffle. a) with cheeks, with or without keepers.
b) without cheeks (Egg-butt).
5. Snaffle with upper or lower cheeks.
6. Unjointed snaffle (Mullen-mouth).
7. Snaffle with cheeks. (Hanging or drop cheek; Baucher). This may be a D-ring or other ordinary snaffle as pictured in Nos. 1-6.
8. Fulmer.
9. French snaffle.
10. Snaffle with rotating mouthpiece
11. Snaffle with rotating middle piece.
12. Happy Mouth with roller.



Acceptable height and width dimensions for a double jointed bit or snaffle with rotating mouthpiece that is shaped to allow tongue relief. The maximum height of the deviation is 30mm from the lower part of tongue side to the highest part of the deviation. The widest part of the deviation must be where the mouthpiece contacts the tongue and must have a minimum width of 30 mm. The mouthpiece of a jointed or unjointed snaffle may be shaped in a slight curve within the dimensions specified to the left, but other ported snaffles are prohibited.



Proper adjustment of cavesson or flash noseband allows for at least 2 fingers under the noseband on the side of the face under the cheekbone. Cavesson nosebands may be used with a chin pad.

Spurs

Spurs must be metal. Only English-type spurs permitted. The shank must either be curved or straight pointing directly back from the center of the spur. If curved shank, must direct downwards. Swan necked spurs allowed. The inside arm of the spur must be smooth. One or both arms may have rubber covers. Metal spurs with hard round plastic knobs on the shank are allowed as are "dummy" spurs that do not have a shank. If rowels are used, they must be blunt/smooth and free to rotate. Rowels with long spikes are not permitted. FEI Pony Riders and FEI Tests for Children permitted only blunt metal spurs with no rowels, no longer than: 3.5 cm. The max length for spurs used in other classes and tests is 5.08 cm (2 inches) including rowels. Check both boots. If the rider has dismounted, they still must be checked. Spur rules apply in warmup and in competition. Except for HP classes, the length of the spur is measured from the base to the end of the shank.

Whip Length = 47.2 inches (120cm)

Whip Length for FEI Pony Rider Tests = 39.36 inches (100cm)

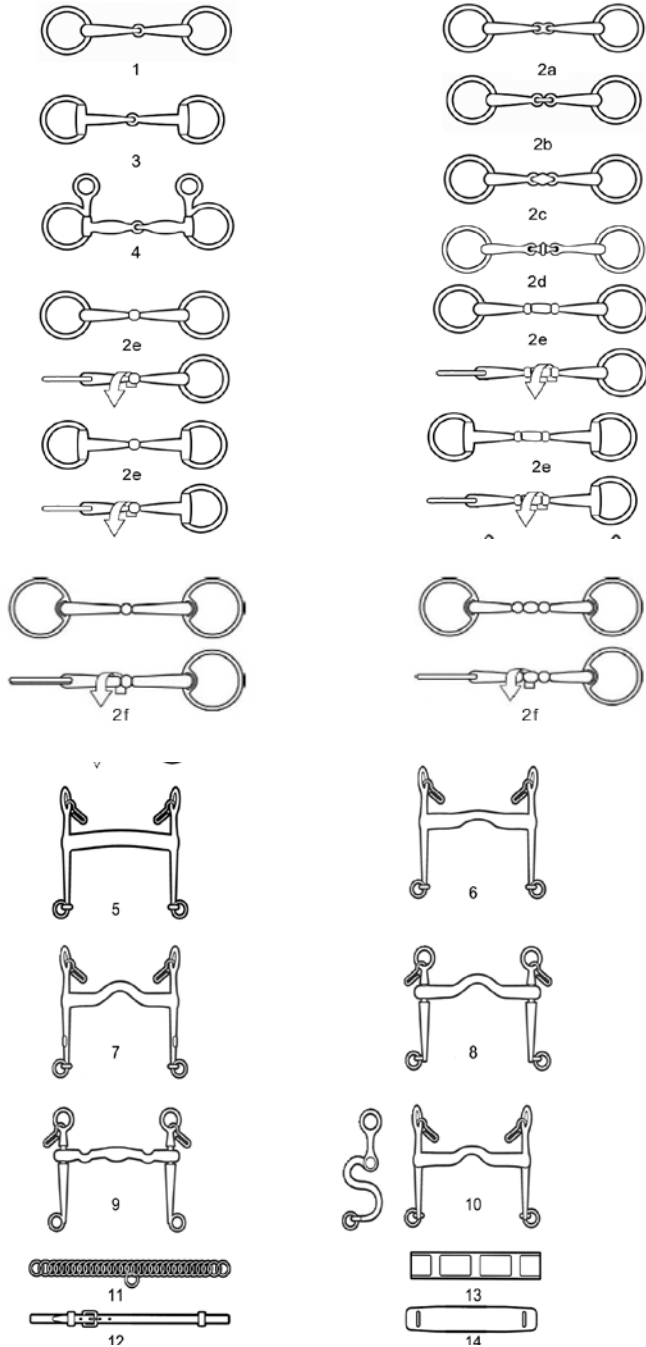
LEGAL BITS

B. PERMITTED BRIDOOON, CURB AND SNAFFLE BITS

Bits pictured and described below (under #1 and #2 below) are required for FEI Tests.
Bits pictured and described under #1 below are optional in Third and Fourth Level Tests

B-1. Double bridle (Bridoon and Curb) bits

Non-metal decoration on the surface of the noseband is permitted. Reins must not be made of rope or rope-like material.



Bridoons:

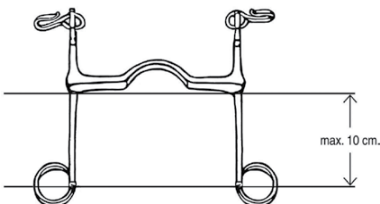
1. Loose ring bridoon bit.
2. a.b.c. Bridoon bit with jointed mouthpiece where the middle piece should be rounded. (Note: A Dr. Bristol bit is not permitted.) Eggbutt sides are also allowed.
 - d) Bridoon bit with rotating middle piece.
 - e) Bridoon Rotary bit with rotating middle piece
 - f) Bridoon Rotary bit with rotating middle piece and looped rings
3. Egg-butt bridoon bit.
4. Bridoon bit with hanging cheeks.

Curbs:

5. Half-moon curb bit.
 6. & 7. Curb bit with straight cheeks and port.
 8. Curb bit with port & sliding mouthpiece (Weymouth). A curb bit with rotating lever arm is also allowed.
 9. Variation of bits Nos. 6, 7 & 8.
 10. Curb bit with S-curved cheeks.
 11. Curb chain (metal or leather or a combination).
 12. Lip strap.
 13. Leather cover for curb chain.
 14. Rubber, leather or sheep skin cover for curb chain.
- * Curb chain hooks can be fixed or not fixed

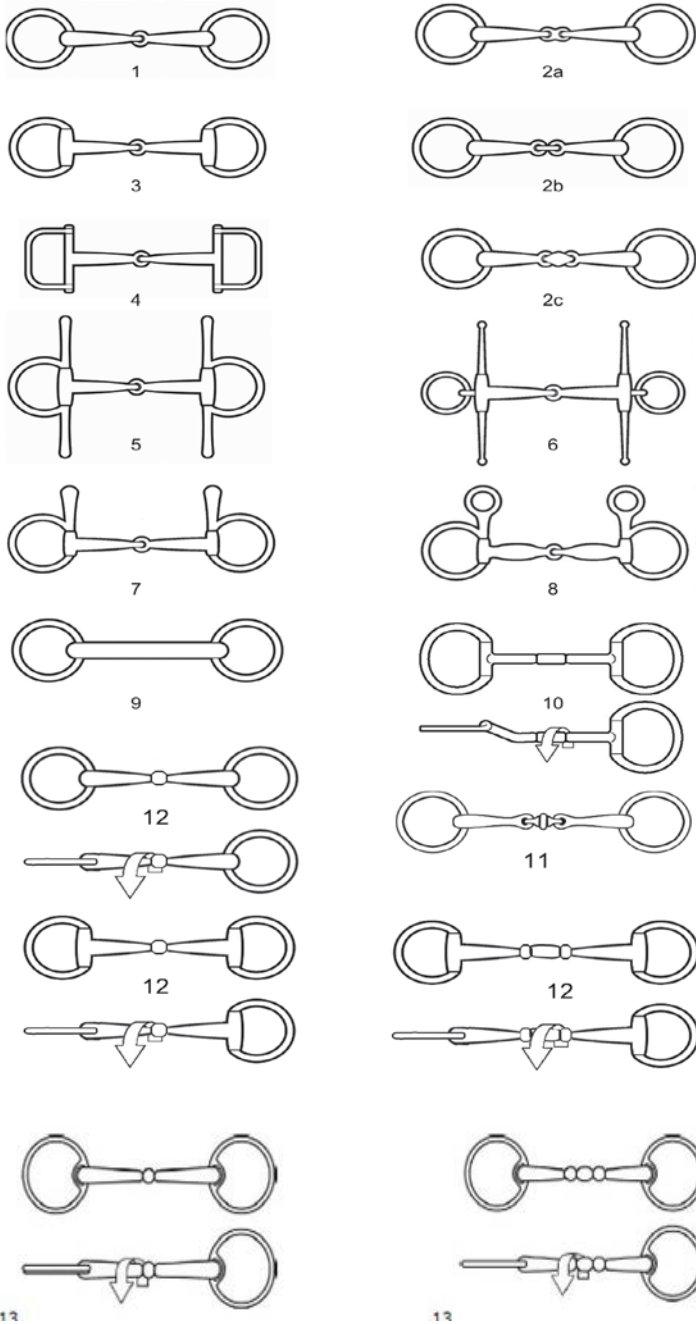
Refer also to Annex A posted on the Dressage Discipline page of the USEF website for additional information on permitted and prohibited bits, nosebands and bridles.

Correct bit measurement. The lever arm of the curb bit must not exceed 10 cm. (length below the mouthpiece). If the curb has a sliding mouthpiece, the lever arm of the curb bit below the mouthpiece must not measure more than 10 cm. when the mouthpiece is at the uppermost position.



LEGAL BITS


B-2. Snaffle bridle bits.



1. Loose ring snaffle.
2. a.b.c. Snaffle with jointed mouthpiece where middle piece should be rounded.
3. Egg-butt snaffle.
4. Racing snaffle (D-ring).
5. Egg-butt snaffle with cheeks.
6. Loose ring snaffle with cheeks (Fulmer).
7. Snaffle with upper cheeks only.
8. Hanging cheek snaffle.
9. Straight bar snaffle. Permitted also with mullen mouth and with eggbutt rings.
10. Snaffle with rotating mouthpiece.
11. Snaffle with rotating middle piece
12. Snaffle or bridoon rotary bit with rotating middle piece
13. Rotary bit with rotating middle piece and looped rings

Refer also to Annex A posted on the Dressage Discipline page of the USEF website for additional information on permitted and prohibited bits, nosebands and bridles.

Allowed lungeing configurations



Single direct side reins or double sliding side reins (triangle reins) are permitted only when lungeing (mounted or unmounted). Double sliding side reins may be attached to the saddle or surcingle and girth as pictured, or both ends of each rein may be attached to the saddle, surcingle and/or girth. Only one lunge line is permitted only while lungeing. Driving or long lining is prohibited. A single direct side rein is defined as an auxiliary rein affixed to the bit and to the girth, saddle or surcingle on the side of the horse (not between the legs). A lunge line must attach only to the snaffle bit of the bridle (either on the inside or across the head or under/around the chin to the snaffle ring on the opposite side from the handler), halter or cavesson and go directly to the hand of the longeur. A double bridle may not be worn while lungeing.

PERMITTED NOSEBANDS AND BRIDLES

1, 3 and 4: These nosebands are not permitted when a double bridle is used.

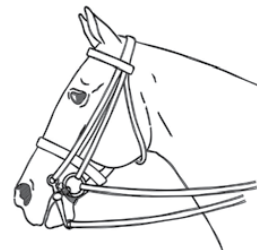
1. Dropped noseband



2. Cavesson noseband



Double bridle
with cavesson
noseband, bridoon
bit and curb chain.



3. Flash noseband




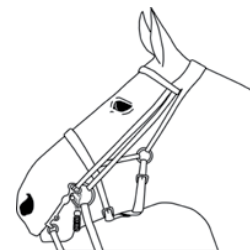
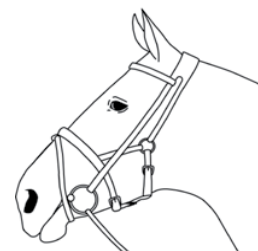
4. Mexican (crossed figure-8) noseband



Combined noseband
(no throatlatch).

Permitted for use in at any level (including USEF High Performance classes) and in warm-up with either a snaffle or double bridle, as appropriate for the level.

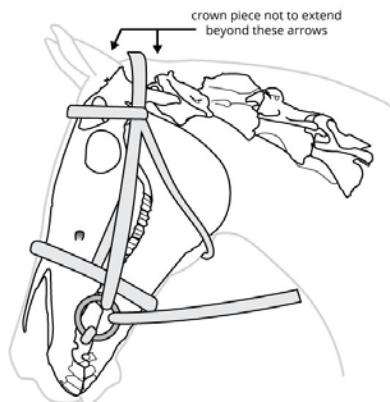
When used as a double bridle, the lower strap of the noseband (flash attachment pictured with the snaffle), is not permitted. A throatlatch is required except when the combined noseband or Micklem bridle are used.



Micklem Bridle.

Permitted for use at any level where snaffles are permitted. Not permitted for use as a double bridle. Bit clips may not be used with this bridle.

Refer also to Annex A posted on the USEF website for additional information on permitted and prohibited bits, nosebands and bridles



Crownpiece of Bridle.

The crownpiece of the bridle must lie immediately behind the poll and may extend forward onto the poll, but it may not be fitted to lie behind the skull (see diagram). Bridles are not permitted in which the noseband is connected to the bit or cheekpiece below the level of the browband.

Additional Saddlery and Equipment Rules

- ❖ For Training, First and Second Level tests, FEI Tests for Children and FEI Pony tests, a plain snaffle bridle is required with a regular cavesson, a dropped noseband, a flash noseband (a combination of a cavesson noseband and a dropped noseband attachment) or a crossed noseband. Except for the buckles and a small disk of sheepskin, which may be used in the intersection of the two leather straps of a crossed noseband, the headstall and cavesson/noseband of the bridle must be made entirely of leather or leather-like material. However, wear tabs on cheek pieces and reins may be made of non-leather or other material. A padded cavesson/noseband and crownpiece are allowed. Elastic inserts are permitted in the crownpiece. A browband is required, and except for the parts that attach to the crownpiece or headstall, is not required to be made of leather or leather-like material. The crownpiece of the bridle must lie immediately behind the poll and may extend forward onto the poll, but it may not be fitted to lie behind the skull (see diagram). Bridles are not permitted in which the noseband is connected to the bit or cheekpiece below the level of the browband. A throatlatch is required except when the combined noseband or Micklem bridle are used. [Note: A crescent noseband is no longer permitted at any level or in any class at USEF Dressage Competitions.]
- ❖ For Federation Third and Fourth Level tests same as above, or a simple double bridle (bridoon [snaffle] and bit [curb] and curb chain, cavesson noseband only). The curb “chain” can be made of metal, leather or a combination. A lip strap and rubber, leather or sheepskin cover for curb chain are optional.
- ❖ For FEI tests ridden at national competitions, a plain snaffle bridle or simple double bridle may be used, as described above in DR121.2-.3. However, for USEF High Performance qualifying and championship classes, USEF Young Adult qualifying and championship classes, a double bridle is mandatory. Snaffle bridles are permitted for NAJYRC qualifying classes, USEF Junior qualifying classes and USEF Young Rider qualifying classes. Double bridles are mandatory for NAJYRC and USEF Jr and Young Rider championships.
- ❖ Only snaffles, curbs and bridoons pictured under Figure 1-B are permitted in FEI tests. For the FEI Dressage Tests for 4, 5, and 6-year-old horses and the USEF Dressage Test for 4-year old horses, a plain snaffle bridle is required, as above (DR121.2). However, when a snaffle is used in FEI tests, a snaffle is required as described in Figure I and as pictured in Figure 1B. The crossed (figure-8, Mexican) noseband is not permitted for the FEI Dressage Tests for 4, 5, and 6-year-old horses and the USEF test for 4-year old horses.
- ❖ Riders competing only in FEI Para-Equestrian tests may use either a plain snaffle bridle or simple double bridle. Riders competing in both FEI Para-Equestrian tests and USDF or USEF tests at the same competition must use a plain snaffle bridle at Grades I-IV levels. A double bridle may be used in warm-up and while competing only at the Grade V level.
- ❖ Only those bits listed with Figure 1 are allowed. At any level of competition, a cavesson or both parts of a flash noseband may never be so tightly fixed that it causes severe irritation to the skin. At any level of competition, a browband may be multicolored and may be decorated with metal, beads, gemstones and crystals. Non-metal decoration on the surface of the noseband is permitted. Reins must not be made of rope or rope-like material.
- ❖ Martingales, bit guards, any kind of gadgets (such as bearing, side, running, balancing reins, neck straps, nasal strips, tongue tied down, etc.), any kind of boots (including “easy-boots”) or bandages (including tail bandages) and any form of blinkers, earmuffs or plugs, nose covers, seat covers, hoods are, under penalty of elimination, strictly forbidden.
- ❖ One small identification tag, no larger than 1.5” diameter, such as the Ver Tag, may be attached to the horse’s mane.
- ❖ The use of equine body tape or bands (equi-taping, Kinesio tape) is prohibited.
- ❖ Shoes (with or without cuffs) that are attached with nails or glue, or wraps, that do not extend past the hair line of the hoof are permitted.
- ❖ A nose net may ONLY be used in warmup and in competition provided the entry is accompanied by a signed letter from the horse’s veterinarian. Only specific brands of nose net are permitted.
- ❖ Fly hoods (ear covers) are permitted for all classes in order to protect horses from insects. The fly hoods should be discreet in color and design and should not cover the horse’s eyes. After completion of the test, the rider or his representative is responsible for removing the fly hood to present to the designated ring steward for inspection to ensure that nothing prohibited has been added (for example, ear plugs). Logos in compliance with DR121.1 and manufacturer’s logos are permitted. However, per DR121.9, ring stewards are only required to inspect fly hoods and other equipment in one-third of the horses in a class. When an inspection is conducted, all equipment including including fly hoods, whips, etc. must be inspected. In championship classes, saddlery inspections are required for each horse.
- ❖ Leg bandages are allowed in Pas de Deux and Quadrille classes. A breastplate and/or crupper may be used, except that a breastplate is not permitted in USEF High Performance Championships, USEF High Performance Qualifying and Selection Trials, and Observation classes.
- ❖ A rein is a continuous, uninterrupted strap or line from the bridle bit to the hand. Rein additions or attachments are not permitted. Each bit must be attached to a separate rein and reins may only be attached to bits.
- ❖ The above restrictions apply to warm-up and other training areas, however, running martingales (only with snaffle rein of plain snaffle bridle), boots, bandages (without magnets) are permitted. (Exception: running martingales are not permitted for horses entered in USEF High Performance qualifying and selection trials, and observation classes). However, noise cancelling ear muffs are permitted at prize-giving ceremonies for horses competing at any level, including High Performance classes.
- ❖ A running martingale consists of a divided strap attached to the girth or breastplate (at the front of the horse’s chest); the extension of each strap must be connected from the point of division only to the rein on the same side and must be free to slide. The rings through which the reins slide may not be connected to a neck strap.

- ❖ Horses competing at Third Level and above may be warmed up in either a snaffle or a double bridle.
- ❖ **Ring stewards appointed by competition management must check saddlery and inspect bits and spurs on both sides of the horse for at least one-third of the horses in each class.** Inspection of saddlery and bits must be done at the direction of the technical delegate. **Inspection of saddlery and bits must be done immediately as the horse leaves the arena. (See DR126.1) The checking of the bridle must be done with the greatest caution, as some horses are very touchy and sensitive about their mouths. Bit inspectors must use a new disposable protective glove on each hand for each horse.** The responsibility for the correct attire and equipment, however, still rests with the competitor. When communicable disease is a concern, any deviations to established saddlery inspection protocol must be approved by the USEF Dressage Department prior to the competition.
- ❖ The following whips are permitted for schooling only: One whip no longer than 47.2 inches (120 cm), or 100 cm for FEI Pony Riders, including lash, may be carried by the rider when mounted. One lungeing whip is permitted only when lungeing. There is no restriction on the length of whip permitted for working a horse in hand. One whip no longer than 47.2 inches (120 cm) including lash may be carried in all classes except, under penalty of elimination, USEF/USDF Championships, USEF National Dressage Championships, USEF HP Championships, USEF HP qualifying and selection trials, and observation classes. (Exception: Competitors riding sidesaddle may carry a whip no longer than 47.2 inches (120 cm), including lash, in USEF/USDF Championships.) One whip no longer than 47.2 inches (120 cm), including lash may be carried in all qualifying classes (including NAYRC and NAJC) unless such use is otherwise prohibited by FEI or Federation rules or selection procedures for the classes. However, when a whip is permitted for FEI Pony Tests, the max. length is 100 cm (1 m). An adjustable-length whip may not be carried by a mounted rider.
- ❖ Numbers must be worn at all times when a horse is being exercised or ridden.
- ❖ Athletes holding a Federation Dispensation Certificates may use special saddlery and equipment as specifically listed on their Certificate or card. The equipment listed in DR121 is permitted if listed on the Certificate.
- ❖ Horses may only be exercised and ridden in management-designated areas on the competition grounds.
- ❖ **The provisions of DR121 apply to both competing and non-competing dressage horses from the time horses are admitted to the grounds which are designated for the Dressage Competition.**

A. PERMITTED SNAFFLES*

*Snaffle bits must be smooth with a solid surface. Twisted and wire bits are prohibited. A mouthpiece with more than one rolling part is prohibited. Bits may be made with a rubber or plastic covering, but the bit may not be modified by adding latex or other material. Bits with mouthpieces made of synthetic material are permitted, provided that the contours of the bit conform to the contours of one of the bits pictured above. Flexible rubber or synthetic mouthpieces are permitted. The mouthpiece of a snaffle may have up to two joints. A bushing or coupling is permitted as the center link in a double jointed snaffle, however, the surface of the center piece must be solid with no moveable parts, except as pictured above. The center link may be tilted in a different orientation from the mouthpiece but must have rounded edges. The diameter of the snaffle mouthpiece must be minimum 10 mm diameter at rings or cheeks of the mouthpiece (exception: for ponies, the diameter may be less than 10 mm). Any bit combining a mouthpiece with any cheekpiece pictured above is permitted. The type of bit should not vary from those pictured above except where specified, and bits should be attached only as pictured in diagram. A cavesson, dropped, crossed or flash noseband is allowed when a snaffle bridle is used in warmup or competition, except as prohibited for some tests.

B. PERMITTED BRIDOOON, CURB AND SNAFFLE BITS*

* Bits pictured under B1 or B2 are required in FEI Tests. Bits must be smooth with a solid surface. A bridoon is defined as a snaffle bit used together with a curb bit to form a double bridle. Bridoons where the center link(s) of the bits can lock, and have the effect of a mullen-mouth snaffle, are not permitted. Bits (including curb and/or bridoon bits of a double bridle) must be made of metal or rigid plastic and may be covered with rubber (in manufactured state); flexible rubber bits are not permitted. The lever arm of the curb bit is limited to ten centimetres (10 cm) (length below the mouth piece). The upper cheek must not be longer than the lower cheek. The snaffle or bridoon mouthpiece must be minimum 10 mm diameter at the rings or cheeks of the mouthpiece. The diameter of the curb mouthpiece must be minimum 12 mm at the cheeks of the mouthpiece. Snaffles used in Young Horse classes must have a minimum diameter of 14 mm. The type of bit should not vary from those pictured except where specified, and bits should be attached only as pictured in diagram. FEI Level horses may be warmed up only in a double bridle (with both bit and/or bridoon made of metal or rigid plastic) or a metal or rigid plastic snaffle pictured under B. A cavesson, dropped, crossed or flash noseband is allowed when a snaffle bridle is used in warmup or competition, except as prohibited for some tests. Curb chain hooks can be fixed or not fixed. The curb chain may never be so tightly fixed as to harm the horse.

Note: For FEI tests ridden at national competitions, a plain snaffle bridle or simple double bridle may be used, as described in DR121.2-3. However, for USEF High Performance qualifying and championship classes, USEF Young Adult qualifying and championship classes, a double bridle is mandatory.

Ring Stewards for Level 3, 4 & 5 competitions, please note the “One Rider” rules:

- *In USEF qualifying classes for Children, Pony Riders, Juniors, Young Riders and Brentina Cup (Young Adults), at no time during the competition, may any horse entered in a USEF Qualifying class be ridden by anyone other than the athlete entered in that class on that horse, under penalty of disqualification from the class for USEF championship qualifying purposes.*
- *In GAIG/USDF Regional Championship classes, under penalty of disqualification from all championship classes for the horse/rider combination, at no time during a USEF/USDF Championship competition may any horse entered in that Championship competition be ridden by anyone other than the rider entered in the Championship competition on that horse (Exception: grooms riding on loose rein). This applies even if the horses is entered at two levels.*

Allowed Dress, Saddlery and Equipment for DSHB

When in doubt, ask the Technical Delegate!

PROTECTIVE HEADGEAR

Handlers, assistant handlers and whip assistants of any age must wear protective headgear as defined by this rule and otherwise in compliance with GR801 while handling or assisting in the competition ring. Any handler or assistant violating this rule at any time must immediately be prohibited from further participation until such headgear is properly in place. Protective headgear is defined as a riding helmet which meets or exceeds ASTM (American Society for Testing and Materials)/SEI (Safety Equipment Institute) standards for equestrian use and carries the SEI tag. The harness must be secured and properly fitted.

Rider and Handler Dress

- ❖ In Under Saddle classes, Dress must conform to DR120 (i.e., same as for Dressage classes).
- ❖ Conservative sports attire is recommended for handlers, assistant handlers and whip assistants.

Saddlery and Equipment - All restrictions apply to “designated” competition grounds, including rings, warm-up and all other training areas. Exceptions noted below.

- ❖ Saddlery and Equipment must conform to DR121, except that all horses using a bridle are required to compete in a snaffle pictured in Chapter DR, Subchapter DR-1, Figure 1A.
- ❖ Bridles are mandatory on all horses age two or older in the competition ring, including non-competing mares accompanying a foal. Bridles are forbidden on foals and weanlings but are permitted on yearlings.
- ❖ A bridle shall consist of a snaffle type bit (see Chapter DR, Subchapter DR-1, Figure 1A) with two reins and headstall with throatlatch.
- ❖ Reins must be attached only to bits as described in DR121.6. Noseband is optional. A split or single chain with a lead may be used instead of or in addition to reins, however a lead shank is required if reins are placed over the horse’s neck and the handler must hold the shank.
- ❖ Horses under the age of two may be shown in halters, except as noted above and chain shanks may be used.
- ❖ Bandages of any kind are forbidden during a class.
- ❖ The handler, assistant handler and/or a whip assistant may each carry only one whip, or one standard lungeing whip (without attachments, i.e. plastic bags, etc.).
- ❖ Disruptive noisemaking devices are not permitted in the competition ring.
- ❖ Whip attachments, loud snapping whips and disruptive noisemaking devices are not permitted in warmup areas.

Additional Rules

- ❖ Bit and saddlery inspections are not required nor are advised for DSHB classes. When close inspection of saddlery, equipment or bits is required in order to determine compliance with these rules, a steward or TD must accompany a horse to its stall to inspect such items when they are removed from the horse.
- ❖ All handlers, assistant handlers and whip assistants entering the competition ring must be identified by show management with a wristband or other form of identification to ensure each individual has signed an entry form and/ or separate handler/assistant handler release form. Wristbands or other types of identification for handlers and assistant handlers must be of a type not transferable to another person.
- ❖ Competition areas must be monitored by ring stewards to ensure that only eligible handlers and assistant handlers are permitted to enter the arena.
- ❖ Management is responsible for having one or more safety officers or ring stewards at the gate(s) of the competition arena(s) to monitor safe conditions for horses, handlers and spectators.
- ❖ Separate gates for entry and exit and separate holding areas for fillies/mares and colts/stallions are recommended. (For purposes of this rule, a “safety officer” is any individual appointed by competition management to assist in the enforcement of this rule.)
- ❖ Each horse, including non-competing mares accompanying foals, must have a separate Handler or Assistant Handler at all times.
- ❖ No horse that is not being judged may accompany another horse in the ring while being judged, except for a mare accompanying a foal or vice versa.
- ❖ One number must be issued for each horse showing In Hand. A separate number must be issued to each entry (combination of horses) showing in group classes. Entries in Materiale and Under Saddle classes must be issued a separate number only if the rider did not also show the same horse in hand. See GR801.10 and GR1213.11. Horses or riders are required to display only one number and may not be penalized for displaying only one number.
- ❖ A whip assistant may accompany horses in the competition ring.
- ❖ Unauthorized assistance by individuals outside the competition ring is not permitted.
- ❖ No handler or assistant handler under age fourteen is permitted to handle two or three year old colts, or stallions of any age.
- ❖ No rider under the age fourteen is permitted to ride a three-year old colt, or stallion of any age, in any under saddle class including Dressage Sport Horse Prospect Under Saddle, Materiale and Suitability classes.